

T R Chadha & Co LLP

Chartered Accountants

502, Marathon Icon,
Off. Ganpatrao Kadam Marg
Opp. Peninsula Corporate Park
Lower Parel, Mumbai - 400 013
Tel.: 022-49669000
Fax.: 022-49669023
Email:mumbai@trchadha.com



Independent Auditor's Review Report on consolidated unaudited quarterly and year to date financial results of the Company Pursuant to the Regulation 33 of the SEBI (Listing Obligations and Disclosure Requirements) Regulations, 2015.

TO THE BOARD OF DIRECTORS OF SEAMEC LIMITED

1. We have reviewed the accompanying Statement of Consolidated Unaudited Financial Results of SEAMEC Limited ("the Parent") and its subsidiary (the Parent and its subsidiary together referred to as "the Group"), for the quarter and period ended September 30, 2019 ("the Statement"), being submitted by the Parent pursuant to the requirement of Regulation 33 of the SEBI (Listing Obligations and Disclosure Requirements) Regulations, 2015, as amended. Attention is drawn to the fact that the consolidated figures for the corresponding quarter ended September 30, 2018 and the corresponding period from 01st April, 2018 to September 30, 2018 and figures for net cash outflows for the corresponding period from April 01, 2018 to September 30, 2018, as reported in these financial results have been approved by the Parent's Board of Directors, but have not been subjected to review.
2. This Statement, which is the responsibility of the Parent's Management and approved by the Parent's Board of Directors, has been prepared in accordance with the recognition and measurement principles laid down in Indian Accounting Standard 34 "Interim Financial Reporting" ("Ind AS 34"), prescribed under Section 133 of the Companies Act, 2013, and other accounting principles generally accepted in India. Our responsibility is to express a conclusion on the Statement based on our review.
3. We conducted our review of the Statement in accordance with the Standard on Review Engagements (SRE) 2410 "Review of Interim Financial Information Performed by the Independent Auditor of the Entity", issued by the Institute of Chartered Accountants of India. A review of interim financial information consists of making inquiries, primarily of persons responsible for financial and accounting matters, and applying analytical and other review procedures. A review is substantially less in scope than an audit conducted in accordance with Standards on Auditing and consequently does not enable us to obtain assurance that we would become aware of all significant matters that might be identified in an audit. Accordingly, we do not express an audit opinion.

We also performed procedures in accordance with the circular issued by the SEBI under Regulation 33 (8) of the SEBI (Listing Obligations and Disclosure Requirements) Regulations, 2015, as amended, to the extent applicable.

4. The Statement includes the results of the following entity:
 - a. Seamec International FZE, Wholly Owned Subsidiary



Corporate / Regd. Office : B-30, Connaught Place, Kuthlala Building, New Delhi - 110004
Phone : 43259900, Fax : 43259930, E-mail : delhi@trchadha.com

Branches at: ❖ AHMEDABAD ❖ BENGALURU ❖ CHENNAI ❖ GURGAON ❖ HYDERABAD ❖ PUNE ❖ TIRUPATI

T R Chadha & Co LLP

Chartered Accountants

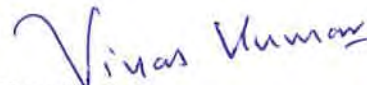
502, Marathon Icon,
Off. Ganpatrao Kadam Marg
Opp. Peninsula Corporate Park
Lower Parel, Mumbai – 400 013
Tel.: 022-49669000
Fax.: 022-49669023
Email: mumbai@trchadha.com



5. Based on our review conducted and procedures performed as stated in paragraph 3 above and based on the consideration of the review reports of the other auditors referred to in paragraph 6 below, nothing has come to our attention that causes us to believe that the accompanying Statement, prepared in accordance with the recognition and measurement principles laid down in the aforesaid Indian Accounting Standard and other accounting principles generally accepted in India, has not disclosed the information required to be disclosed in terms of Regulation 33 of the SEBI (Listing Obligations and Disclosure Requirements) Regulations, 2015, as amended, including the manner in which it is to be disclosed, or that it contains any material misstatement.
6. We did not review the interim financial statements and other financial information, of the subsidiary located outside India, whose financial statements includes total assets of Rs 21,199 lakhs as at September, 30 2019, and total revenues of Rs. 1,061 lakhs, total net profit of Rs. 396 Lakhs for the period ended on that date and net cash outflow of Rs. 216 lakhs for the period as considered in the consolidated unaudited financial results. Those financial statements, prepared in accordance with accounting principal generally accepted in the subsidiary's country of incorporation, have been reviewed by other another auditor under generally accepted auditing standards applicable in that country. The Company's management has converted those financial statement accounting principles generally accepted in the country on incorporation of the subsidiary, to accounting principles generally accepted in India. We have reviewed these conversion adjustments made by the Company's management. Our conclusion on the Statement, in so far as it relates to the amounts and disclosures included in respect of said subsidiary, is based solely on the reports of the other auditors, conversion adjustments made by the Company's management and reviewed by us and the procedures performed by us as stated in paragraph 3 above.

Our conclusion on the Statement is not modified in respect of the above matters.

For T R Chadha & Co LLP
Chartered Accountants
Firm Registration No. 006711N/N500028


Vikas Kumar
(Partner)
Membership No. 75363
UDIN: 19675363AAAAAB3582



Date: 13th November, 2019

Place: Mumbai

Corporate / Regd. Office : B-30, Connaught Place, Kuthlala Building, New Delhi – 110001
Phone : 43259900, Fax : 43259930, E-mail : delhi@trchadha.com

Branches at: ❖ AHMEDABAD ❖ BENGALURU ❖ CHENNAI ❖ GURGAON ❖ HYDERABAD ❖ PUNE ❖ TIRUPATI

Seamec Limited
Registered office: A-901-905,9th Floor,215 Atrium
Andheri-Kurla Road, Andheri (East), Mumbai 400093, India
Tel : (022) 66941800 Fax : (022) 66941818 Email: contact@seamec.in
Website : www.seamec.in
CIN : L63032MH1986PLC154910

STATEMENT OF UNAUDITED CONSOLIDATED FINANCIAL RESULT FOR THE QUARTER / PERIOD ENDED SEPTEMBER 30, 2019

(₹ in lakhs except as stated)

Particulars	Consolidated					
	Quarter ended		Six Month ended		Year ended	
	September 30, 2019	June 30, 2019	September 30, 2018	September 30, 2019	September 30, 2018	March 31, 2019
	(Unaudited)	(Unaudited)	(Unaudited)	(Unaudited)	(Unaudited)	(Audited)
1 Income						
(a) Revenue from operations	7,953	10,240	3,553	18,193	9,719	31,370
(b) Other income	665	970	837	1,635	1,463	2,964
2 Total Income (a)+(b)	8,618	11,210	4,390	19,828	11,182	34,334
3 Expenses						
(a) Operating Expenses	2,524	3,409	2,089	5,933	3,707	10,969
(b) Employee benefit expenses	1,628	1,655	1,437	3,283	3,057	6,447
(c) Finance costs	130	113	86	243	106	342
(d) Depreciation and amortisation expenses	1,426	1,381	1,315	2,807	2,496	5,191
(e) Other Expenses	127	180	876	307	1,152	2,815
4 Total expenses (a to e)	5,835	6,738	5,803	12,573	10,518	25,764
5 Profit / (loss) before tax (2-4)	2,783	4,472	(1,413)	7,255	664	8,570
6 Tax expense						
(a) Current Tax	54	41	109	95	138	577
(b) Deferred Tax	47	34	(3)	81	(4)	(192)
7 Profit / (Loss) for the period / year ended after tax (5-6)	2,682	4,397	(1,519)	7,079	530	8,185
8 Other Comprehensive Income						
Item that will be reclassified to statement of profit and loss	227	(4)	308	223	308	468
Item that will not be reclassified to statement of profit and loss	(2)	(1)	3	(3)	2	(6)
9 Total comprehensive Income for the period / year (7+8)	2,907	4,392	(1,208)	7,299	840	8,647
10 Paid up equity share capital (face value : ₹ 10/- each)	2,543	2,543	2,543	2,543	2,543	2,543
11 Earning/(Loss) per share (of ₹ 10/- each)						
- Basic & Diluted (₹)	10.55	17.29	(5.97)	27.84	2.09	32.19



for Identification



Seamec Limited
Registered office: A-901-905, 9th Floor, 215 Atrium
Andheri-Kurla Road, Andheri (East), Mumbai 400093, India
Tel : (022) 66941800 Fax : (022) 66941818 Email: contact@seamec.in
Website : www.seamec.in
CIN : L63032MH1986PLC154910

1 Segment Reporting

(₹ in lakhs except as stated)

Particular	Consolidated					
	Quarter ended			Six Month ended		Year ended
	September 30, 2019	June 30, 2019	September 30, 2018	September 30, 2019	September 30, 2018	March 31, 2019
	(Unaudited)	(Unaudited)	(Unaudited)	(Unaudited)	(Unaudited)	(Audited)
1 Segment Revenue						
(a) Domestic	6,964	9,510	2,953	16,474	8,633	28,771
(b) Overseas	989	730	600	1,719	1,086	2,599
Revenue from operations	7,953	10,240	3,553	18,193	9,719	31,370
2 Segment results						
(a) Domestic	2,024	3,764	(1,376)	5,788	462	7,382
(b) Overseas	204	286	(207)	490	(139)	532
Total	2,228	4,050	(1,583)	6,278	323	7,914
Less: (i) Finance Cost	130	113	86	243	106	342
Add : (ii) Other un-allocable income	685	535	256	1,220	447	998
Profit / (loss) before tax	2,783	4,472	(1,413)	7,255	664	8,570

- * Segment assets & segment liabilities have not been identified with any of the reportable segments, as the assets used in the Company's business and the liabilities contracted are used interchangeably between segments.
- "Other income" for the period ended September 30, 2019 includes ₹ 431 lakhs (September 30, 2018: ₹ 541 lakhs) towards recovery of provision for doubtful debts in respect of amount receivable from certain customers.
 - The Company has adopted Ind AS 116 'Leases' effective April 1, 2019 and applied the Standard to its leases. This has resulted in recognizing a Right-of-Use asset and a corresponding Lease Liability Of 947.06 lakhs as at April 1, 2019. The impact on the profit for the quarter is not material.
 - During the quarter, the Wholly Owned Subsidiary (WOS) of Company has Purchased a Bulk Carrier for USD 6.12 million.
 - The above results have been reviewed by the audit committee and approved and taken on record by the board of directors at respective meetings held on November 13, 2019. The Statutory auditors has performed a Limited Review of these results.
 - The previous period / year figures have been regrouped to conform to the current quarter/period presentation.

Place: Mumbai
Date: November 13, 2019



Identification

For and on behalf of the Board of Directors

Navzen Mohta
Navzen Mohta
Whole Time Director



STATEMENT OF UNAUDITED CONSOLIDATED ASSETS AND LIABILITIES

Particulars	(₹ in lakhs except as stated)	
	Consolidated	
	As at 30.09.2019 (Unaudited)	As at 31.03.2019 (Audited)
A - Assets		
1) Non-Current Assets		
(a) Property, Plant and Equipment	27,060	23,557
(b) Capital work-in-progress	20	-
(c) Intangible assets	7	13
(d) Financial assets		
(i) Investments	11,830	9,492
(ii) Trade Receivables	-	-
(iii) Loans	140	174
(iv) Other Financial Assets	11,633	4,700
(e) Non-current tax assets (net)	650	560
(f) Other non-current assets	101	147
	51,441	38,643
2) Current Assets		
(a) Inventories	1,801	1,522
(b) Financial assets		
(i) Investments	2,403	2,219
(ii) Trade Receivables	14,196	16,337
(iii) Cash and cash equivalents	800	200
(iv) Bank balances other than (iii) above	6,178	6,046
(v) Other Financial assets	543	310
(c) Other current assets	381	122
	26,302	26,756
Total-Assets	77,743	65,399
B- Equity and Liabilities		
1) Equity		
(a) Equity share capital	2,543	2,543
(b) Other Equity	47,725	40,427
	50,268	42,970
2) Liabilities		
Non-Current Liabilities		
(a) Financial Liabilities		
(i) Borrowings	3,514	3,795
(ii) Other Financial liabilities	3,736	855
(b) Provisions	70	70
(c) Deferred tax liabilities (Net)	128	47
	7,448	4,767
Current Liabilities		
(a) Financial Liabilities		
(i) Borrowings	4,695	2,719
(ii) Trade payables		
Total Outstanding dues to micro enterprises and small enterprises	31	43
Total Outstanding dues of creditors other than micro enterprises and small enterprises	12,336	12,282
(iii) Other Financial liabilities	1,994	1,437
(b) Other current liabilities	916	1,115
(c) Provisions	55	66
	20,027	17,662
Total-Equity & Liabilities	77,743	65,399

For and on behalf of the Board of Directors

Place: Mumbai
Date: November 13, 2019


Naveen Mohta
Whole Time Director



Seamec Limited
Registered office: A-901-905, 9th Floor, 215 Atrium
Andheri-Kurla Road, Andheri (East), Mumbai 400093, India
Tel : (022) 66941800 Fax : (022) 66941818

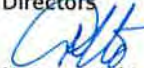
Website : www.seamec.in
CIN : L63032MH1986PLC154910

STATEMENT OF UNAUDITED CONSOLIDATED CASH FLOW FOR THE PERIOD ENDED SEPTEMBER 30, 2019

(₹ in lakhs except as stated)

Particular	Period ended 30.09.2019	Period ended 30.09.2018
Cash flows from operating activities		
Profit before tax	7,255	664
Adjustments to reconcile profit before tax to net cash flows		
Depreciation of property, plant and equipment	2,801	2,490
Amortisation of Intangible Assets	6	6
Fair value gain on financial instrument at fair value through profit or loss	(469)	(16)
Provision for doubtful debts written back	(431)	(542)
Other Comprehensive Income	(220)	(278)
Liability Written back	(15)	(89)
Interest income	(459)	(293)
Dividend on Mutual Funds	(4)	(2)
Short Term Capital Gain on MF	(0)	(2)
Finance Charges paid	243	106
Unrealised exchange (gain) / losses	66	62
Working Capital: adjustments		
Decrease / (Increase) in Inventories	(279)	1
Decrease / (Increase) in Trade and other receivables and prepayments	2,406	32
Increase / (Decrease) in Trade and other payable	3,517	1,025
Increase / (Decrease) in Provision	(12)	30
Cash generated from operations	14,404	3,194
Direct taxes paid, net of refunds	(185)	325
Net cash flow from operating activities (A)	14,219	3,519
Cash flows from investing activities		
Purchase of Property, plant and equipment including CWIP and Capital Creditor	(6,325)	(9,130)
Redemption of / (Investment in) Mutual Fund- Long Term	(2,053)	(476)
Investment in Bank Deposits (having Original maturity more than 3 Months)	(132)	(4,023)
Redemption of Bank Deposits (having Original maturity more than 3 Months)	(6,933)	2,823
Profit on sale on Investment	-	-
Interest received	371	600
Net cash from / (used in) Investing activities (B)	(15,072)	(10,206)
Cash flows from financing activities		
Finance charges paid	(243)	(106)
Long term loan taken	-	4,980
Repayment of long term borrowing	(280)	(627)
Movement in Short Term Borrowing from bank (net)	-	-
Net cash from/(used in) financing activities (C)	(523)	4,247
Effect of exchange rate differences on translation of foreign currency cash and cash equivalents		
Net increase / (decrease) in cash and cash equivalents (A+B+C)	(1,376)	(2,440)
Cash and Cash equivalents at the beginning of year	(2,519)	(600)
Cash and Cash equivalents at the end of the year	(3,895)	(3,040)
Components of Cash and Cash equivalents		
Cash on hand	-	1
Balances with Scheduled banks		
- current accounts	318	4
- Bank overdraft (repayable on demand)	(4,695)	(3,746)
- foreign currency accounts	482	701
Total	(3,895)	(3,040)

For and on behalf of the Board of
Directors


Naveen Mohta
Whole Time Director



Place: Mumbai
Date: November 13, 2019


for Identification

T R Chadha & Co LLP

Chartered Accountants

502, Marathon Icon,
Off. Ganpatrao Kadam Marg
Opp. Peninsula Corporate Park
Lower Parel, Mumbai - 400 013
Tel.: 022-49669000
Fax.: 022-49669023
Email:mumbai@trchadha.com




Independent Auditor's Review Report on Standalone unaudited quarterly and year to date financial results of the Company Pursuant to the Regulation 33 of the SEBI (Listing Obligations and Disclosure Requirements) Regulations, 2015.

TO THE BOARD OF DIRECTORS OF SEAMEC LIMITED

1. We have reviewed the accompanying statement of standalone unaudited financial results of **Seamec Limited** for the quarter and period ended September 30, 2019. This statement is the responsibility of the Company's Management and has been approved by the Board of Directors. Our responsibility is to issue a report on these financial statements based on our review. Attention is drawn to the fact that the figures for net cash outflows for the corresponding period from April 01, 2018 to September 30, 2018, as reported in these unaudited standalone financial results have been approved by the Board of Directors of the company, but have not been subjected to review.
2. This Statement, which is the responsibility of the Company's Management and approved by the Company's Board of Directors, has been prepared in accordance with the recognition and measurement principles laid down in Indian Accounting Standard 34 "Interim Financial Reporting" ("Ind AS 34"), prescribed under Section 133 of the Companies Act, 2013 as amended, read with relevant rules issued thereunder and other accounting principles generally accepted in India. Our responsibility is to express a conclusion on the Statement based on our review.
3. We conducted our review of the Statement in accordance with the Standard on Review Engagements (SRE) 2410 "Review of Interim Financial Information Performed by the Independent Auditor of the Entity", issued by the Institute of Chartered Accountants of India. This standard requires that we plan and perform the review to obtain moderate assurance as to whether the financial statements are free of material misstatement. A review is limited primarily to inquiries of company personnel and analytical procedures applied to financial data and thus provide less assurance than an audit. We have not performed an audit and accordingly, we do not express an audit opinion.
4. Based on our review conducted as above, nothing has come to our attention that causes us to believe that the accompanying statement of unaudited standalone financial results, prepared in accordance with recognition and measurement principles laid down in the aforesaid Indian Accounting Standard ("Ind AS") and other accounting principles generally accepted in India, has not disclosed the information required to be disclosed in terms of Regulation 33 of the SEBI (Listing Obligations and Disclosure Requirements) Regulations, 2015, as

Corporate / Regd. Office : B-30, Connaught Place, Kuthiala Building, New Delhi - 11000.
Phone : 43259900, Fax : 43259930, E-mail : delhi@trchadha.com

Branches at: ❖ AHMEDABAD ❖ BENGALURU ❖ CHENNAI ❖ GURGAON ❖ HYDERABAD ❖ PUNE ❖ TIRUPATI



T R Chadha & Co LLP

Chartered Accountants

502, Marathon Icon,
Off. Ganpatrao Kadam Marg
Opp. Peninsula Corporate Park
Lower Parel, Mumbai – 400 013
Tel.: 022-49669000
Fax.: 022-49669023
Email: mumbai@trchadha.com



amended, including the manner in which it is to be disclosed, or that it contains any material misstatement.

For T R Chadha & Co LLP
Chartered Accountants
Firm Registration No. 006711N/N500028

Vikas Kumar

Vikas Kumar
(Partner)

Membership No. 75363

UDIN: 19075363AAAA B A S D 4 1



Date: 13th November, 2019
Place: Mumbai

Corporate / Regd. Office : B-30, Connaught Place, Kuthlala Building, New Delhi – 110001

Phone : 43259900, Fax : 43259930, E-mail : delhi@trchadha.com

Branches at: ❖ AHMEDABAD ❖ BENGALURU ❖ CHENNAI ❖ GURGAON ❖ HYDERABAD ❖ PUNE ❖ TIRUPATI

Seamec Limited
Registered office: A-901-905,9th Floor,215 Atrium
Andheri-Kurla Road, Andheri (East), Mumbai 400093, India
Tel : (022) 66941800 Fax : (022) 66941818 Email: contact@seamec.in
Website : www.seamec.in
CIN : L63032MH1986PLC154910

STATEMENT OF UNAUDITED STANDALONE FINANCIAL RESULT FOR THE QUARTER / PERIOD ENDED SEPTEMBER 30, 2019

(₹ in lakhs except as stated)

Particulars	Standalone					
	Quarter ended			Six Month ended		Year ended
	September 30, 2019	June 30, 2019	September 30, 2018	September 30, 2019	September 30, 2018	March 31, 2019
	(Unaudited)	(Unaudited)	(Unaudited)	(Unaudited)	(Unaudited)	(Audited)
1 Income						
(a) Revenue from operations	7,496	9,911	3,261	17,407	9,427	30,383
(b) Other income	580	796	800	1,376	1,387	2,661
2 Total income (a)+(b)	8,076	10,707	4,061	18,783	10,814	33,044
3 Expenses						
(a) Operating Expenses	2,487	3,370	2,073	5,857	3,707	10,932
(b) Employee benefit expenses	1,619	1,647	1,429	3,266	3,043	6,417
(c) Finance costs	20	19	10	39	26	62
(d) Depreciation and amortisation expenses	1,215	1,257	1,195	2,472	2,375	4,817
(e) Other Expenses	117	174	860	291	1,127	2,760
4 Total expenses (a to e)	5,458	6,467	5,567	11,925	10,278	24,988
5 Profit / (loss) before tax (2-4)	2,618	4,240	(1,506)	6,858	536	8,056
6 Tax expense						
(a) Current Tax	54	41	109	95	138	577
(b) Deferred Tax	47	34	(3)	81	(4)	(192)
7 Profit / (Loss) for the period / year ended after tax (5-6)	2,517	4,165	(1,612)	6,682	402	7,671
8 Other Comprehensive Income						
Item that will be reclassified to statement of profit and loss	-	-	-	-	-	-
Item that will not be reclassified to statement of profit and loss	(1)	(2)	1	(3)	2	(6)
9 Total comprehensive income for the period / year (7+8)	2,516	4,163	(1,611)	6,679	404	7,665
10 Paid up equity share capital (face value : ₹ 10/- each)	2,543	2,543	2,543	2,543	2,543	2,543
11 Earning/(Loss) per share (of ₹ 10/- each)						
- Basic & Diluted (₹)	9.90	16.38	(6.34)	26.27	1.58	30.14



Seamec Limited
Registered office: A-901-905,9th Floor,215 Atrium
Andheri-Kurla Road, Andheri (East), Mumbai 400093, India
Tel : (022) 66941800 Fax : (022) 66941818 Email: contact@seamec.in
Website : www.seamec.in
CIN : L63032MH1986PLC154910

1 Segment Reporting

(₹ in lakhs except as stated)

Particular	Standalone					
	Quarter ended			Six Month ended		Year ended
	September 30, 2019	June 30, 2019	September 30, 2018	September 30, 2019	September 30, 2018	March 31, 2019
	(Unaudited)	(Unaudited)	(Unaudited)	(Unaudited)	(Unaudited)	(Audited)
1 Segment Revenue						
(a) Domestic	6,964	9,510	2,952	16,474	8,632	28,771
(b) Overseas	532	401	309	933	795	1,612
Revenue from operations	7,496	9,911	3,261	17,407	9,427	30,383
2 Segment results						
(a) Domestic	2,023	3,765	(1,376)	5,788	462	7,383
(b) Overseas	21	143	(310)	164	(227)	(46)
Total	2,044	3,908	(1,686)	5,952	235	7,337
Less: (i) Finance Cost	20	19	10	39	25	62
Add : (ii) Other un-allocable income	594	351	190	945	326	781
Profit / (loss) before tax	2,618	4,240	(1,506)	6,858	536	8,056

* Segment assets & segment liabilities have not been identified with any of the reportable segments, as the assets used in the Company's business and the liabilities contracted are used interchangeably between segments.

- "Other income" for the period ended September 30, 2019 includes ₹ 431 lakhs (September 30, 2018: ₹ 541 lakhs) towards recovery of provision for doubtful debts in respect of amount receivable from certain customers.
- The Company has adopted Ind AS 116 'Leases' effective April 1, 2019 and applied the Standard to its leases. This has resulted in recognizing a Right-of-Use asset and a corresponding Lease Liability Of 947.06 lakhs as at April 1, 2019. The impact on the profit for the quarter is not material.
- The above results have been reviewed by the audit committee and approved and taken on record by the board of directors at respective meetings held on November 13, 2019. The Statutory auditors has performed a Limited Review of these results.
- The previous period / year figures have been regrouped to conform to the current quarter/period presentation.

Place: Mumbai
Date: November 13, 2019



for Identification



For and on behalf of the Board of Directors

Naveen Mohita
Naveen Mohita
Whole Time Director

STATEMENT OF UNAUDITED STANDALONE ASSETS AND LIABILITIES

Particulars	(₹ in lakhs except as stated)	
	Standalone	
	As at 30.09.2019 (Unaudited)	As at 31.03.2019 (Audited)
A - Assets		
1) Non-Current Assets		
(a) Property, Plant and Equipment	15,124	15,664
(b) Capital work-in-progress	20	-
(c) Intangible assets	7	13
(d) Financial assets		
(i) Investments	12,087	9,749
(ii) Trade Receivables	-	-
(iii) Loans	131	165
(iv) Other Financial Assets	11,633	4,700
(e) Non-current tax assets (net)	650	560
(f) Other non-current assets	101	101
	39,753	30,952
2) Current Assets		
(a) Inventories	1,801	1,522
(b) Financial assets		
(i) Trade Receivables	14,226	16,355
(ii) Cash and cash equivalents	303	168
(iii) Bank balances other than (iii) above	5	5
(iv) Other Financial assets	387	268
(c) Other current assets	341	122
	17,063	18,440
Total-Assets	56,816	49,392
B- Equity and Liabilities		
1) Equity		
(a) Equity share capital	2,543	2,543
(b) Other Equity	38,874	32,195
	41,417	34,738
2) Liabilities		
Non-Current Liabilities		
(a) Financial Liabilities		
(i) Other Financial liabilities	741	42
(b) Provisions	70	70
(c) Deferred tax liabilities (Net)	128	47
	939	159
Current Liabilities		
(a) Financial Liabilities		
(i) Borrowings	-	347
(ii) Trade payables		
Total Outstanding dues to micro enterprises and small enterprises	32	43
Total Outstanding dues of creditors other than micro enterprises and small enterprises	12,245	12,278
(iii) Other Financial liabilities	1,254	690
(b) Other current liabilities	875	1,079
(c) Provisions	54	58
	14,460	14,495
Total-Equity & Liabilities	56,816	49,392

For and on behalf of the Board of Directors

Place: Mumbai
Date: November 13, 2019


Naveen Mohta
Whole Time Director



for identification

STATEMENT OF UNAUDITED STANDALONE CASH FLOW FOR THE PERIOD ENDED SEPTEMBER 30, 2019

(₹ in lakhs except as stated)

Particulars	Period ended 30.09.2019	Period ended 30.09.2018
Cash flows from operating activities		
Profit before tax	6,858	536
Adjustments to reconcile profit before tax to net cash flows		
Depreciation of property, plant and equipment	2,465	2,368
Amortisation of Intangible Assets	6	6
Fair value gain on financial instrument at fair value through profit or loss	(334)	(7)
Provision for Doubtful Debts	-	592
Profit on sale on investment	-	(1)
Provision for doubtful debts written back	(431)	(541)
Other Comprehensive Income	3	(2)
Liability Written back	(10)	(89)
Interest income	(345)	(231)
Dividend on Mutual Funds	(4)	(2)
Short Term Capital Gain on MF	(0)	(2)
Finance Charges paid	39	26
Unrealised exchange (gain) / losses	66	62
Working Capital: adjustments		
Decrease / (Increase) in Inventories	(279)	1
Decrease / (Increase) in Trade and other receivables and prepayments	2,162	110
Increase / (Decrease) in Trade and other payable	1,023	(1,319)
Increase / (Decrease) in Provision	(3)	30
Cash generated from operations	11,216	1,537
Direct taxes paid, net of refunds	(185)	325
Net cash flow from operating activities (A)	11,031	1,862
Cash flows from investing activities		
Purchase of Property, plant and equipment including CWIP and Capital Creditors	(1,945)	(1,456)
Proceeds from sale of Property, plant and equipment	-	515
Purchase of Investment	(2,004)	(377)
Investment in Bank Deposits (having Original maturity more than 3 Months)	(6,933)	-
Redemption of Bank Deposits (having Original maturity more than 3 Months)	-	(558)
Interest received	372	605
Net cash from / (used in) investing activities (B)	(10,510)	(1,271)
Cash flows from financing activities		
Finance charges paid	(39)	(26)
Movement in Short Term Borrowing from bank (net)	-	-
Net cash from/(used in) financing activities (C)	(39)	(26)
Net increase / (decrease) in cash and cash equivalents (A+B+C)	482	565
Cash and Cash equivalents at the beginning of year	(179)	(612)
Cash and Cash equivalents at the end of the year	303	(47)
Components of Cash and Cash equivalents		
Cash on hand	0.5	1
Balances with Scheduled banks		
- current accounts	70	4
- Bank overdraft (repayable on demand)	-	(731)
- foreign currency accounts	233	679
Fixed deposit with maturity less than 3 months	-	-
Total	303	(47)

Place: Mumbai
Date: November 13, 2019



for Identification

For and on behalf of the Board of Directors

(Signature)
Naveen Mohta
Whole Time Director

